



mediclinics



Hand dryer Troubleshooting Guide
Dualflow Plus



Troubleshooting Guide **Dualflow Plus**

What to do if hand dryer....

•Does not work

- ...and no led lights
- ...and power light doesn't changes from green to orange when hands are in
- ...and the power light changes from green to orange but the "i" red light is on
- ... and the power light is orange and the "i" red light is on

•Presents a wrong performance

- ...runs continuously (non stop) or starts automatically
- ... it sounds a whistle and the blue light is on
- ...giving a weird noise
- ...giving a low blow
- ...presenting sparks or burning smell

These tasks must be performed by a qualified technician

Troubleshooting Guide Dualflow Plus

Does not work

...And no led lights




No electricity supply

- Check master switch has not been triggered.
- Check that equipment is correctly plugged.
- Make sure it has the proper power.



Installation fault

- Check if all wiring connection to terminal block are OK



LED light emitters not connected

- LED light emitters are not correctly connected.



ECU is damaged

- Confirm if ECU works properly, if not, replace ECU



ECU: Electronic control unit



Troubleshooting Guide Dualflow Plus

Does not work

...And power light doesn't changes from green to orange when hands are in



Led detector might be not connected

- Check if LED detectors are correctly connected to ECU






ECU is damaged

- Confirm if ECU works properly, if not, replace ECU

Troubleshooting Guide Dualflow Plus

Does not work

...And the power light changes from green to orange but the “i” red light is on   


Installation
fault

- Check that all wiring connectors to terminal are OK.
- Check that equipment is correctly plugged.
- Make sure it has the proper power.



Coal motor
brushes over

- Check if coal motor brushes are well assembled and in good condition, If not, replace coal brushes set



In other case

- Check motor works properly.
- Make sure that ECU is feeding the motor and any component is damaged.
- Replace motor or ECU in case they are not working



Troubleshooting Guide Dualflow Plus

Does not work

...and the power light is orange and the “i” red light is on   

LED sensor
might be
dirty

- Make sure LED sensor visor is completely clean.

LED sensor
detects an
alien object

- Make sure any object disturbs the LED sensors.



Troubleshooting Guide Dualflow Plus

Dryer presents a wrong performance

...and dryer runs continuously (non-stop)

ECU is
damaged

- Make sure that ECU is working OK and if not replace the ECU for a new one.



... and dryer starts automatically

Led sensor
might be
dirty

- Make sure LED sensor visor is completely clean




In other case

- Check if LED detectors are influenced for other infrared waves as solar beam light directly over the LED detectors



Troubleshooting Guide Dualflow Plus

Dryer presents a wrong performance

...and it sounds a whistle and the blue light is ON   

Water tank is full

- Empty the tank according to users manual instructions

The float is in wrong position

- Confirm that the float is well placed and connected

The float is not working correctly

- Confirm that the float works properly, if not, replace the float for a new one.

In other case

- Confirm that ECU is working properly. If not, replace the ECU for a new one.



Troubleshooting Guide Dualflow Plus

Dryer presents a wrong performance

...giving a weird noise

Components fixation

- Check all components are fixed suitable.



External solid

- Check that any external solid is moving freely inside the motor or inside the cover.



Motor is not working properly

- Confirm that motor is correctly fixed to the base, correctly wired to the ECU and works properly, if not, replace motor.



Troubleshooting Guide Dualflow Plus

Dryer presents a wrong performance

...giving a low blow

Adjust air velocity


- Adjust higher speed in ECU potentiometer according to users manual instructions.

Insufficient voltage

- Make sure ECU is supplied with the proper power and hand dryer is properly grounded.

In other case

- Check if motor is working properly. If yes, replace ECU.




...presenting sparks or burning smell

Coal motor brushes over

- Check if coal motor brushes are well assembled and in good condition, If not, replace coal brushes set

The motor is damaged

- Check if motor works properly and if any component is damaged. If necessary replace motor





mediclinics

Hand Dryers and Washroom Accessories



www.mediclinics.com

Skype: mediclinics

